



Autumn 2016 Curriculum

Beech Class: Year 2 & 3



Theme: Towers, Turrets & Tunnels

How you can help...



English



- To support their writing, model to your child the correct formation of letters that you notice they incorrectly form or write in reverse.
- Encourage your child to talk to you about the texts that we are focusing on; explain, in their own words, new vocabulary that they have learnt and used in their own reading and writing.
- Practise reciting the alphabet to develop their recall – this will support them in using dictionaries and thesaurus.






Reading Record

- Your child's Reading Record and reading book will be taken home and returned to school every day.
- Please keep an up-to-date record of your child's reading at home – books will be changed when Mrs Howie or myself have written confirmation from yourselves to show that the book has been completed or needs to be changed for any reason e.g. if your child is really not enjoying the story or the topic.
- Your child can also borrow a book from our class library, these books are not levelled and so may be on occasion be more suited as a book that you read to them or with them. Your child can choose from fiction, poetry and non-fiction of their choice.
- Encourage your children to use their phonic knowledge and blending skills to read unfamiliar words.
- You can support by listening to and reading with your child each day and by asking your child questions about their book e.g. what the character is like? How do they know? What is the story setting? What they think will happen next? How we can work out the meaning of unfamiliar words.
- Please record your and your child's comments in their reading records when you have listened to your child read.
- Please encourage your child to reads regularly from a range of texts, not just their 'school' reading book.
<http://www.oxfordowl.co.uk/> gives lots of information about helping your child with reading and phonics as well as free e-books that you can share with your child

Spelling & English Logs

- The Spelling Log contains a list of the words that the children are expected to be able to spell by the end of their respected Year groups. Any 'Tickled Pink' highlighted words are words that your child has independently spelt correctly. Any words that are not highlighted are words that your child needs to practise further. This will support both their writing and reading.
- Your child's spelling log should be taken home and returned to school every day.
- Playing spelling games or using resources such as magnetic letters with your child can help them to learn their spellings.

| | |
|--|--|
| | <ul style="list-style-type: none"> • Logs will also be used for additional spelling, handwriting and grammar work to be completed at home – please ask your child if they have any activities that need to be completed at home when they bring their English Log home on Thursday, and support them in completing the work if required. • Please ensure work completed at home is neat and written in pencil not coloured pencil, felt-tip pens or biros. • Please can any homework / activities set be returned to school by the following Wednesday at the latest |
|  Maths | <ul style="list-style-type: none"> • Talk about numbers & shapes that you and your child may see at home and whilst out and about. • Encourage your child to use their maths applying skills in a variety of ‘ practical and real-life; situations e.g. adding up amounts whilst shopping, working out what coins can be used to pay and how much change they will be given. • Ask your child to talk through their maths homework and the written and mental calculation strategies they use in the class. • In the New Curriculum the expectations of children is know all of their timetables and related division facts by the end of Year 4. Please support your child to learn their times tables and corresponding division facts by heart in practical ways e.g. multiplication bingo as well as ‘good old fashioned’ chanting of the facts. • Children should start with: x2, x5 and x10 then when confident learn facts for x3, x4, x6, x8 (and finally x7, x9, 11, x12) • There are a number of games online to support their learning: http://resources.woodlandsjunior.kent.sch.uk/maths/timestable/ http://www.timestables.me.uk/ http://www.maths-games.org/times-tables-games.html |
| | <p>Maths logs</p> <ul style="list-style-type: none"> • Weekly times table practice, regular times table practice with your child will greatly benefit them. • Numeracy homework may be provided in your child’s Maths Log or set online on My Maths should I feel the work covered in class needs consolidating at home. These will be set on Thursday. Please can this be returned to class by the following Wednesday. Please ask your child if they have had any homework set that week. • The Maths Log also contains resources to support your child maths skills e.g 100 square and times table grid • Please model to your child the correct formation of numbers that you notice they incorrectly form or write in reverse. • Your child’s My Maths login is inside their Maths Log. Please contact me if you experience problems accessing MyMaths online. • Games on MyMaths can be accessed by your child at any time – they do not have to have homework set in order to access these. |
|  <p>Topic: History Geography, Art & Design and Music</p> | <ul style="list-style-type: none"> • Visit your local library and help your child to find fiction and non-fiction texts linked to our Towers, Turrets and Tunnels topic that you can read together • Discuss with your child any news items that relate to our topic – use an atlas or globe to locate where the news is in the world. • Discuss places you have castles, towers and tunnels you may have visited. • Visit local museums to look for art, artefacts and information relating to local castles. |

| | |
|---|--|
|  Science | <p>Y2 pupils:</p> <ul style="list-style-type: none"> • Talk with your child about any common plants you find in their local environment. • Discuss any seasonal changes you might see together in the environment. <p>Y3 pupils:</p> <ul style="list-style-type: none"> • Discuss the different roles major internal organs have, and what 'system' they belong to. • Discuss the conditions needed for growing and keeping plants in your home and in your garden. |
|  Computing | <ul style="list-style-type: none"> • Talk through with your child the processes you use when creating, opening, saving and retrieving documents on your PC, laptop or tablet. • If possible provide your child with an opportunity to type (on PC, laptop or tablet) so that they become more familiar with the location of the letter and punctuation keys and key buttons (Return/Enter, Backspace, Shift, Caps lock and Delete) • Please encourage your child to type with both hands. |
|  Physical Education |  <p>Your child's PE kit needs to be in school for their PE lessons with Mr Goodchild on Tuesday. However we would like your child's kit to be kept in school all week for other lessons.</p> <ul style="list-style-type: none"> • Your child will need both their outdoor PE kit (with trainers) and their indoor PE kit (with plimsolls). • Please ensure all kit is named so that all lost items are returned to the correct owner. • Please remember long hair needs to be tied back and any jewellery removed. |
|  Religious Education, PSHE & Values for Life. | <ul style="list-style-type: none"> • Talk with your child about their own questions they have about Christianity and other religions. • Ask your child to tell you about a collective worship they have enjoyed during the week. • Encourage your child to take an interest in 'What is in the News', on television, in newspapers or on the radio. Develop conversational and discussion skills by asking them to talk about their views and opinions. |

Please do not hesitate to speak with either myself or Mrs Howie if you have any further questions regarding Beech class routines and this term's curriculum

Class teacher: Mrs Sarah Dean

Classroom assistant: Mrs Janet Howie

Show & Tell and What's in the News

- On **Thursday** we have a Show & Tell / What's in the News session, on a rota basis your child will be able to share with their peers an object of their choice or an article from the news that is of interest to them.
- This will help further develop their speaking and listening skills.
- Talk with your child about what they would like to share with the class, this can be related to our topic if they wish or unrelated and something that is special to them. Encourage your child to share with you why they have chosen the object and practise some key points that they wish to tell their peers about it.
- Please see the rota below for your child's Show and Tell session date



BEECH CLASS 'SHOW & TELL' AUTUMN TIMETABLE

| | Thursday | |
|------------------|----------------------------|--------------------------|
| Week 4 | 29 th September | Edward & Oscar |
| Week 5 | 6 th October | Caitlin & Darren |
| Week 6 | 13 th October | Harry I & Callum |
| Week 7 | 20 th October | Tasha Marie & Romerleigh |
| HALF TERM | | |
| Week 1 | 3 rd November | Harry L & Tommy |
| Week 2 | 10 th November | Grace & Leo |
| Week 3 | 17 th November | Aleighsha, Imogen & Noah |
| Week 4 | 24 th November | Edward & Oscar |
| Week 5 | 1st December | Caitlin & Darren |
| Week 6 | 8 th December | |
| Week 7 | 15 th December | |