



Autumn 2016 Curriculum

Acorn Class: Reception and Year 1



Theme: 'Marvellous Me'

How you can help...



English







- To support their writing, model to your child the correct formation of letters that you notice they incorrectly form or write in reverse.
- Encourage your child to talk to you about the texts that we are focusing on; explain, in their own words, new vocabulary that they have learnt and used in their own reading and writing.
- Practise and consolidate reciting the letter sounds alphabet to develop their recall. Then move onto the letter names of the alphabet.

Reading Record

- Your child's Reading Record and reading book will be taken home and returned to school every day, in the reading wallet provided.
- You can support by listening to and reading with your child each day and by asking your child questions about their book e.g. what is the character like? How do they know? What is the story setting? What they think will happen next?
- Please record your and your child's comments in their reading records when you have listened to your child read.
- Please encourage your child to read regularly from a range of texts, not just their 'school' reading book.
<http://www.oxfordowl.co.uk/> gives lots of information about helping your child with reading as well as free e-books that you can share with your child.

Blending Books for Reception

- Children in Reception will also bring home a blending book. This contains key words that contain the sounds that they have learnt this week in class. To aid your child's progress in blending these words, please spend a few minutes each evening with your child reading over the words encouraging your children to sound out the sounds and blend the words.

 Maths	<ul style="list-style-type: none"> • Talk about numbers that you and your child may see at home and whilst out and about. • Encourage your child to use their maths applying skills in a variety of 'practical and real-life' situations e.g. adding up amounts whilst shopping, working out what coins can be used to pay and how much change they will be given. • For Reception, recognise, count and order numbers up to 20 and beyond. Encourage your child to count from any number, not just starting from number 1. • For Year 1, encourage your children to spot shapes in the local area, tell the time to the hour and half past and practice their adding and subtracting in real life situations.
 Topic: History Geography, Art & Design	<ul style="list-style-type: none"> • Visit your local library and help your child to find texts linked to our <i>Geography</i> topic that you can read together. • Discuss with your child what is in the local area and how we make our local area safe. • Encourage your children to experiment with colour.
 Science	<ul style="list-style-type: none"> • Discuss any seasonal changes you might see together in the environment. • Discuss a range of animals with your children including what the animal eats. • Discuss the basic parts of the human body with your child including their senses.
 Computing	<ul style="list-style-type: none"> • Talk through with your child about turning computers on/off and logging in. • If possible provide your child with an opportunity to type (on PC, laptop or tablet) so that they become more familiar with the location of the letter keys and key buttons (Return/Enter, Backspace, Shift, Caps lock and Delete).
 Physical Education	<ul style="list-style-type: none"> • Your child's PE kit needs to be in school <i>all week</i> for their PE lessons with Mrs Townson on Wednesday. However we would like your child's kit to be kept in school all week for other lessons. • Your child will need their outdoor PE kit with trainers and their indoor PE kit with plimsolls. • Please ensure all kit is named so that all lost items are returned to the correct owner and that long hair is tied back.
 Religious Education, PSHE & Values for Life.	<ul style="list-style-type: none"> • Talk with your child about their own questions they have about Christianity as well as the views of others; friends and family. • Encourage your child to take an interest in 'What is in the News', on television, in newspapers or on the radio. Also encourage your children to have a good understanding of what is happening in their local area.
<p style="text-align: center;">Please do not hesitate to speak with either myself or Mrs Townson if you have any further questions regarding Acorn class routines and this term's curriculum</p> <p style="text-align: center;">Class teacher: Miss Hannah Gee Classroom assistant: Mrs Rhian Townson</p>	

Show & Tell

- Every **Friday** we will have a 'Show & Tell' session where your child will be able to share with their peers an object of their choice or an article from the news that is of interest to them. This will help further develop their speaking and listening skills. Please see the rota above for your child's Show and Tell session date. Please talk with your child about what they would like to share with the class, this can be related to our topic if they wish or something that is special to them. Encourage your child to share with you why they have chosen the object. Please discourage your child from bringing in personal items e.g. toys on school days and 'save' these for their Show & Tell date

ACORN CLASS 'SHOW & TELL' AUTUMN TIMETABLE		
	Thursday	
	22 nd September	Evvie and Freddie
	29 th September	Nia and Charlie
	6 th October	Phoebe and Zach
	13 th October	Annie and Morgan
HALF TERM		
	27 th October	Ruby and Sophia
	3 rd November	Chelsea and Jonah
	10 th November	George and Kaylyn
	17 th November	Lottie and Oliver