






Beech Class: Year 2 & 3



Autumn 2020

How You Can Help...

 English - Reading	<ul style="list-style-type: none">• Children should read at home (to an adult or independently) on a regular basis – daily if possible but at least 3 times a week. This reading should be recorded in your child's reading record.• Your child's reading record and reading book should be taken home and returned to school every day.• Books will be changed on Monday, Wednesday and Friday when Mrs Howie or myself have written confirmation from yourselves to show that the book has been completed or needs to be changed for any reason e.g. if your child is really not enjoying the story or the topic.• Returned Home-school reading books will be kept in a 'quarantine' box before being returned to the school library.• You can support by listening to and reading with your child each day and by asking your child questions about their book e.g. what the character is like? How do they know? What is the story setting? What they think will happen next? How we can work out the meaning of unfamiliar words (please use the Reading Questions sheet in your child's reading wallet).• Please encourage your child to reads regularly from a range of texts, not just their 'school' reading book.• Encourage your children to use their phonic knowledge and blending skills to read unfamiliar words. http://www.oxfordowl.co.uk/ gives lots of information about helping your child with reading and phonics as well as free e-books that you can share with your child
 English - Writing	<ul style="list-style-type: none">• To support their writing, model to your child the correct formation of letters that you notice they incorrectly form or write in reverse. <i>abcdefghijklmnopqrstuvwxyz</i>• Encourage your child to talk to you about the texts that we are focusing on; explain, in their own words, new vocabulary that they have learnt and used in their own reading and writing.• Practise reciting the alphabet to develop their recall of the order of the letters – this will support them in using dictionaries and thesaurus.• As you read with your child (a Home-school reading book or a book from home) discuss words and phrases that are particularly effective and that they could 'magpie' to use in their own writing.
 Spellings	<ul style="list-style-type: none">• Each child will be given a Spelling Log folder which contains lists of words that they are expected to be able to spell by the end of their respected year group (and their previous years).• Words that are highlighted 'Tickled Pink' indicate that your child has independently spelt them correctly. Any words that are not highlighted are words that your child needs to learn and practise further. Spelling these words correctly will support both their writing and reading.• Your child will also receive weekly spellings (on a Monday) – which they will bring home in a red Spelling Log exercise book. These words should be practised throughout the week using the 'Look, Say, Cover, Write, Check' method. They will then be tested the following Monday. The words spelt correctly in the test will be highlighted pink- for your information. Any words that are not spelt correctly should continue to be practised.• Spelling the words aloud, playing spelling games or using resources such as magnetic letters with your child can help them to learn their spellings.• Please ensure the written work completed at home on the 'Look, Say, Cover, Write, Check' sheets is neat and written in pencil not coloured pencil, felt-tip pens or biros.



Maths

- Talk about numbers & shapes that you and your child may see at home and whilst out and about.
- Please model to your child the correct reading and formation of numbers that you notice they incorrectly form or write in reverse.
- Encourage your child to use their maths applying skills in a variety of 'practical and real-life' situations e.g. adding up amounts whilst shopping, working out what coins can be used to pay and how much change they will be given.
- **Telling the Time:** Help your child read the time using a range of clocks (including clock faces with Roman numerals) is also a skill for the children to practise at home.
- **Timestables:** In the Curriculum the expectations of children is know all of their timetables and related division facts by the end of Year 4. Please support your child to learn their times tables and corresponding division facts by heart in practical ways e.g. multiplication bingo as well as 'good old fashioned' chanting of the facts.
- Children should start with: **x2, x5 and x10** then when confident learn facts for **x3, x4, x6, x8** (and finally x7, x9, 11, x12)



- As well as being able to practise their timestables using TT Rockstars there are a number of games online and Apps to support their learning:
- <https://www.topmarks.co.uk/>
- <http://resources.woodlandsjunior.kent.sch.uk/maths/timestable/>
- <http://www.timestables.me.uk/>
- <http://www.maths-games.org/times-tables-games.html>

DK- 10 Minutes a day times tables

Maths logs

- Weekly times table practice, regular times table practice with your child will greatly benefit them, including help them in their Friday 'Ladders Club' session (which focuses on repeated addition, multiplication and division).
- Your child's **Maths Log** contains resources to support your child maths skills, knowledge and recall of number facts e.g 100 square, times table grid, number bonds

PE

Beech Class will be having PE lessons with Mrs Townson on Friday mornings.

- Your child will need both their outdoor PE kit (with trainers) and their indoor PE kit (with plimsolls).
- Please ensure all kit is named so that any mislaid items can be returned to the correct owner.
- Please remember long hair needs to be tied back and any jewellery removed.
- Your child will on occasion wear their PE kit home on a Friday so that it can be washed ☺

We are looking forward to working together to ensure your child is happy, safe and helping them to continue to develop a positive approach to learning and achieve their full potential. Please do not hesitate to speak me if you have any queries or concerns.

Kind regards

Class teacher: Mrs Sarah Dean

Classroom assistant: Mrs Janet Howie