

Follow these instructions to join a Google Meet started by the class teacher.

ANDROID

Join a video meeting in Classroom



If your teacher turns on Meet for Classroom, you can join a video meeting for your class. You can join a class video meeting after the teacher starts the meeting.

To use Meet, you have to sign in to Classroom with a [school account](#) . Your account looks like `firstname.surname@lordscudamore.hmfa.org.uk`

1. Tap Classroom .
2. Tap the class.
3. Choose an option:
 - At the top of the **Stream** or **Classwork** page, tap Meet .
 - On an announcement or post, tap the video meeting link.
4. (Optional) To allow Meet to use your camera and microphone, tap **Allow**.
5. Before you join, at the bottom, make sure you're signed in with your school account. If you need to switch accounts, tap **Switch** > select the Classroom account.
6. To join the class video meeting, tap **Join meeting**.

IPHONE OR IPAD

Join a video meeting in Classroom



If your teacher turns on Meet for Classroom, you can join a video meeting for your class. You can join a class video meeting after the teacher starts the meeting.

To use Meet, you have to sign in to Classroom with a [school account](#) . Your account looks like `firstname.surname@lordscudamore.hmfa.org.uk`

1. Tap Classroom .
2. Tap the class.
3. Choose an option:
 - At the top of the **Stream** or **Classwork** page, tap Meet .
 - On an announcement or post, tap the video meeting link.
4. (Optional) To allow Meet to use your camera and microphone, tap **Allow**.
5. Before you join, at the bottom, make sure you're signed in with your school account. If you need to switch accounts, tap **Switch** > select the Classroom account.
6. To join the class video meeting, tap **Join meeting**.

COMPUTER

Join a video meeting in Classroom

If your teacher turns on Meet for Classroom, you can join a video meeting for your class. You can join a class video meeting after the teacher starts the meeting.

To use Meet, sign in to Classroom with a school account. Your account looks like

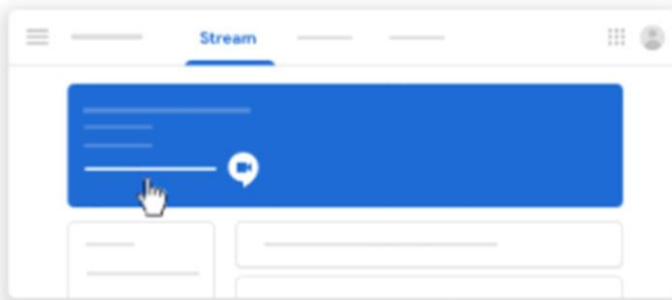
firstname.surname@lordscudamore.hmfa.org.uk


1. Go to classroom.google.com .

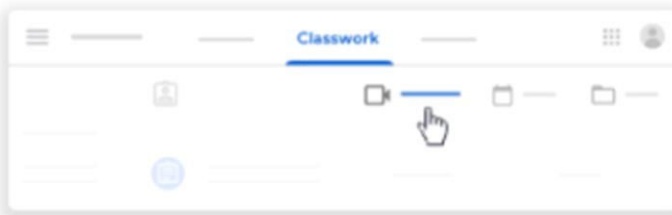
2. Click the class.

3. Choose an option:

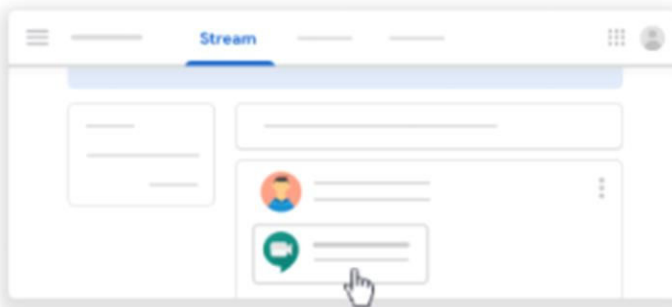
- On the **Stream** page, at the top, click the Meet link.



- On the **Classwork** page, at the top, click Meet .



- On an announcement or post, click the link for the class video meeting.



4. (Optional) To allow Meet to use your camera and microphone, click **Allow**.

5. In Meet, at the top, make sure you're signed in with your school account. To switch accounts, click **Switch account** > select the Classroom account.

6. To join the class video meeting, click **Join now**.