

Achievements  
Creativity  
Opportunity  
Respect  
Nurture  
Spirituality

'Great oaks from little acorns grow'

## Autumn term (1) 2020 ~ Weeks 6 & 7

"A tree is known by the  
kind of fruit it bears."  
– Matthew 12 v33

"Keep your roots deep in Him and  
your lives built on Him."  
– Colossians 2:7



**Superstars of the Week**  
**Acorn Class:**  
Wk6: Tristan  
Wk7: Isaac



**Sport Stars**  
**Acorn Class:**  
Wk6: Bryn  
Wk7: Oliver



**Good To Be Green**  
Well done to all children who have been 'green' every day during Weeks 6 & 7



Our Value for this half term is: RESPECT

**Beech Class:**  
Wk7: Jonah

**Oak Class:**  
Wk7: Aleighsha

**Beech Class:**  
Wk6: Jonah  
Wk7: Arthur




**Oak Class:**  
Wk6: Billy  
Wk7: Sunny

"WE ALL REQUIRE AND WANT  
RESPECT, MAN OR WOMAN,  
BLACK OR WHITE. IT'S OUR BASIC  
HUMAN RIGHT."  
ARETHA FRANKLIN

**Ladder Club Legends:**

**Beech Class:**  
Wk7: Henry, Ollie, Alfie, Arthur, Eli, Jonah, Ruby, Zach  
**Oak Class:**  
Wk6: Leo P, Leo D, Max & Lottie  
Wk7: Billy, Ollie, Macie, Sam & Leo D



	Class Story	English & SPaG	Maths
Acorn Class		<p>Year 1 have innovated the story of the 'Billy Goats Gruff' and wrote their own version! They are fantastic stories- well done!</p> <p>Reception have continued with their sounds and have been learning m and d practising with their letter formation. The children have also had great fun acting out the story of the 'Billy Goats Gruff' with their fantastic troll voices.</p>	<p>In maths Year 1 have focussed on the composition of the numbers 6-10. We have been using tens frames, number lines, cubes and part whole models to represent them. They have also been exploring odd and even numbers.</p> <p>Reception have continued to explore the numbers 1-10. We have been representing them in different ways and placing them on the number line in the correct order.</p>
Beech Class		<p>We have continued to use adjectives and nouns to describe characters. We have planned our adaptations of the wishing tale 'The Magic Paintbrush' and are looking forward to writing them.</p>	<p>We have been focusing on: odd and even numbers, counting in 10s and rounding 2 &amp; 3 digit numbers to the nearest 10</p> <p>We've learnt a rounding rhyme to help us remember the method:</p> <p>1, 2, 3, 4 round DOWN to the ten before, 5, 6, 7, 8, 9 round UP to the next ten on the numberline</p>
Oak Class		<p>After completing the editing phase of our writing, we have written our final draft of our mystery finding tale. These have been uploaded to SeeSaw for your reading pleasure ☺</p>	<p>We have used our knowledge of rounding to estimate mental additions.</p> <p>We are now recapping on our knowledge of the formal method addition – ensuring we remember to exchange values.</p>



### Thank you for your support the Community Food Bank...

Many thanks to the donations we have received for the Community Food Bank. Today each class took time out of the classroom to walk over to Christ church to leave their donations.



### Christmas Card artwork and ordering...

We hope you are thrilled with your child's Christmas card artwork that they brought home this week. Thank you to those parents/carers who have already ordered and have returned the artwork.

If you wish to order your child's Christmas card/wrapping paper/gift tags:

- 1) Visit [www.apfsorders.co.uk](http://www.apfsorders.co.uk)
- 2) Enter the unique artwork code found on the reverse of your child's artwork.
- 3) Place your order
- 4) Return your child's artwork to your child's class teacher



Please note that during the ordering process an example of a Christmas card will be displayed but not your child's artwork (as this year the artwork is to be posted to APFS after the 'ordering online deadline'.

**The latest date for ordering is Tuesday 20<sup>th</sup> October**

When/if you order online then your child's artwork **must be returned to school by Thursday 22<sup>nd</sup> October** as we have a set deadline for returning them to APFS for your orders to be processed.