



Autumn 2024 Curriculum
Acorn Class:
**Reception and
Year 1**



Theme: 'Once upon a time...'

How you can help...

 English







- To support their writing, model to your child the correct formation of letters that you notice they incorrectly form or write in reverse.
- Encourage your child to talk to you about the texts that we are focusing on; explain, in their own words, new vocabulary that they have learnt and used in their own reading and writing.
- Practise and consolidate reciting the letter sounds alphabet to develop their recall. Then move onto the letter names of the alphabet.
- Support your child in writing simple words.

Reading Record

- Your child's Reading Record and reading book will be taken home and returned to school every day, in the reading wallet provided.
- You can support by listening to and reading with your child **every day** and by asking your child questions about their book e.g. what is the character like? How do they know? What is the story setting? What they think will happen next?
- **Please record** your and your child's comments in their reading records when you have listened to your child read.
- Please encourage your child to read regularly from a range of texts, not just their 'school' reading book.
<http://www.oxfordowl.co.uk/> gives lots of information about helping your child with reading as well as free e-books that you can share with your child.

Blending Books

- This contains key words that contain the sounds that they have learnt this week in class. To aid your child's progress in blending these words, **please spend a few minutes each evening** with your child reading over the words encouraging your children to sound out the sounds and blend the words.
- Blending Books get updated every week.

| | |
|--|---|
|  Maths | <ul style="list-style-type: none"> • Talk about numbers that you and your child may see at home and whilst out and about. • Encourage your child to use their maths applying skills in a variety of 'practical and real-life' situations e.g. adding up amounts whilst shopping, working out what coins can be used to pay and how much change they will be given. • For Reception, recognise, count and order numbers up to 10 and beyond. Encourage your child to count from any number, not just starting from number 1, explore one more and one less than a given number and have a go at creating simple repeating patterns with objects. • For Year 1, encourage your children to recognise, count and order numbers up to 50 and beyond. Encourage your child to count from any number, not just starting from number 1. Have a go at simple addition and subtraction problems, recording number sentences and solving missing number problems. • Practice number formation. |
|  Topic: History Geography, Art & Design | <ul style="list-style-type: none"> • Discuss with your child about events in the past, try to help them gain an understanding of chronological order. • Encourage your children to experiment with colour, sketching techniques, collage and natural materials. • Get your child involved in your journey, look at the map with them to see where you need to go and the key features of a map. • See if your child can create a map of your journey to see, seeing if they can create a key. |
|  Science | <ul style="list-style-type: none"> • Discuss the four seasons, the types of weather we see across the seasons and the changes that occur in the seasons. • Name a range of everyday materials. Can they name the material different objects around the house are made from? |
|  Computing | <ul style="list-style-type: none"> • Talk through with your child about turning computers on/off and logging in. • If possible provide your child with an opportunity to type (on PC, laptop or tablet) so that they become more familiar with the location of the letter keys and key buttons (Return/Enter, Backspace, Shift, Caps lock and Delete). • Talk to your children about what it means to be safe online and how we can be safe when using the internet. |
|  Physical Education | <ul style="list-style-type: none"> • Your child needs to wear their PE to school on a Monday. • Please ensure all kit is named so that all lost items are returned to the correct owner and that long hair is tied back. • Practice throwing and catching with your children. |
|  Religious Education, PSHE & Values for Life. | <ul style="list-style-type: none"> • Talk with your child about their own questions they have about the religions as well as the views of others; friends and family. • Discuss what makes a good friend and how they can form good friendships. |
| <p>Please do not hesitate to speak with either myself or Mrs Wilson/Mrs Hew if you have any further questions regarding Acorn class routines and this term's curriculum. Class teacher: Mrs Hannah Rowson Classroom assistant: Mrs Angela Wilson & Mrs Yee-Yee Hew</p> | |